

# MACROECONOMICS

CANADA IN THE GLOBAL ENVIRONMENT **NINTH EDITION**



**PARKIN**



**BADE**

# MACROECONOMICS

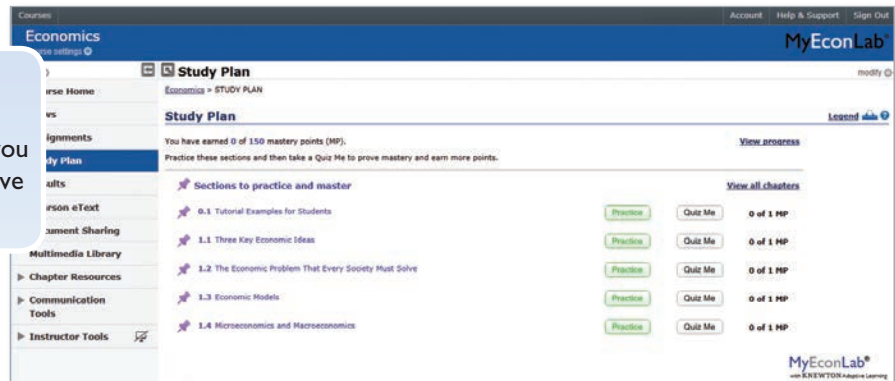
CANADA IN THE GLOBAL ENVIRONMENT **NINTH EDITION**

# MyEconLab<sup>®</sup> Provides the Power of Practice

Optimize your study time with **MyEconLab**, the online assessment and tutorial system. When you take a sample test online, **MyEconLab** gives you targeted feedback and a personalized Study Plan to identify the topics you need to review.

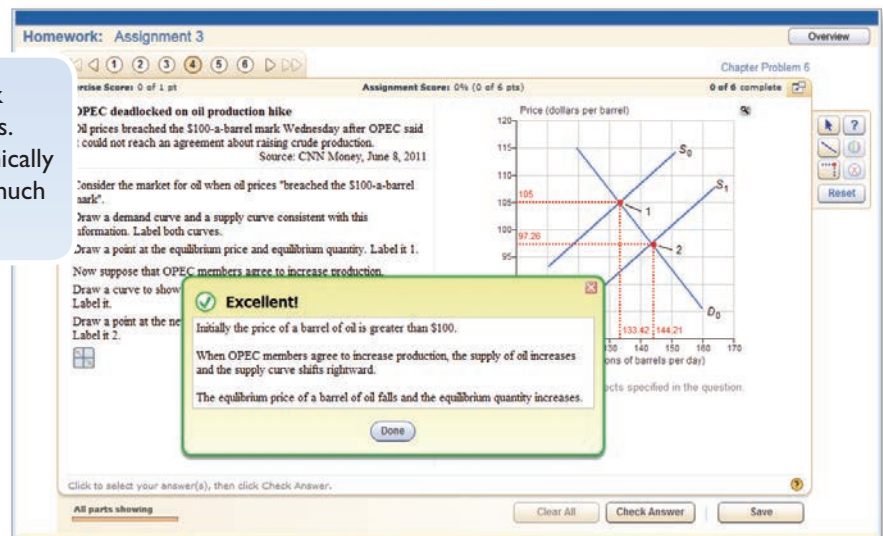
## Study Plan

The Study Plan shows you the sections you should study next, gives easy access to practice problems, and provides you with an automatically generated quiz to prove mastery of the course material.



## Unlimited Practice

As you work each exercise, instant feedback helps you understand and apply the concepts. Many Study Plan exercises contain algorithmically generated values to ensure that you get as much practice as you need.



## Learning Resources

Study Plan problems link to learning resources that further reinforce concepts you need to master.

- **Help Me Solve This** learning aids help you break down a problem much the same way as an instructor would do during office hours. Help Me Solve This is available for select problems.
- **eText links** are specific to the problem at hand so that related concepts are easy to review just when they are needed.
- A **graphing tool** enables you to build and manipulate graphs to better understand how concepts, numbers, and graphs connect.

# MyEconLab<sup>®</sup>

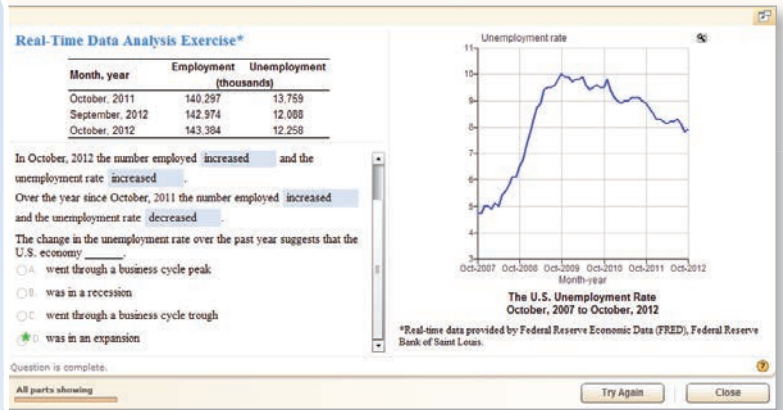
Find out more at [www.myeconlab.com](http://www.myeconlab.com)

## Real-Time Data Analysis Exercises

Up-to-date macro data is a great way to engage in and understand the usefulness of macro variables and their impact on the economy. Real-Time Data Analysis exercises communicate directly with the Federal Reserve Bank of St. Louis's FRED site, so every time FRED posts new data, students see new data.

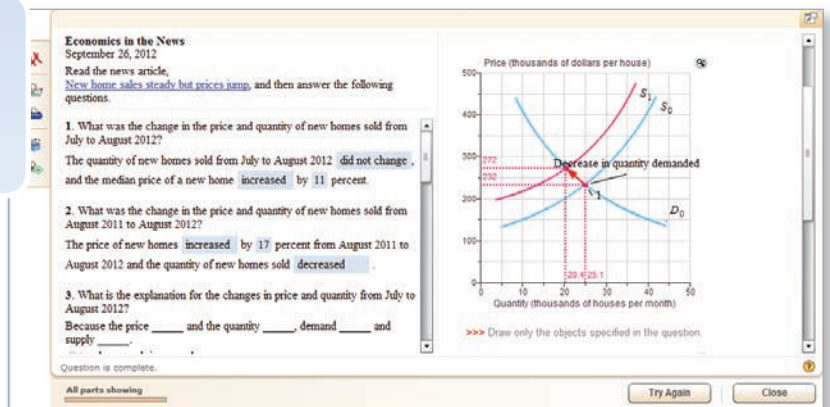
End-of-chapter exercises accompanied by the Real-Time Data Analysis icon include Real-Time Data versions in MyEconLab.

Select in-text figures labelled MyEconLab Real-Time Data update in the electronic version of the text using FRED data.



## Current News Exercises

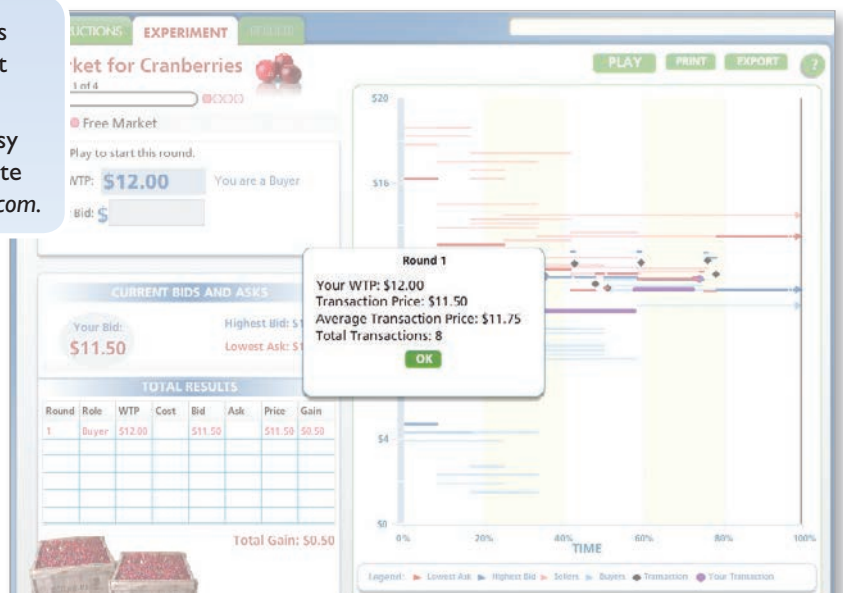
Posted weekly, we find the latest microeconomic and macroeconomic news stories, post them, and write auto-graded multi-part exercises that illustrate the economic way of thinking about the news.



## Interactive Homework Exercises

Participate in a fun and engaging activity that helps promote active learning and mastery of important economic concepts.

Pearson's experiments program is flexible and easy for instructors and students to use. For a complete list of available experiments, visit [www.myeconlab.com](http://www.myeconlab.com).



*This page intentionally left blank*

# MACROECONOMICS

CANADA IN THE GLOBAL ENVIRONMENT **NINTH EDITION**



MICHAEL PARKIN  ROBIN BADE

PEARSON

Toronto

Vice-President, CMPS:	Gary Bennett
Editorial Director:	Claudine O'Donnell
Marketing Manager:	Loula March
Developmental Editor:	Leanne Rancourt
Manager, Project Management:	Avinash Chandra
Manufacturing Manager:	Susan Johnson
Production Editor:	Leanne Rancourt
Copy Editor:	Susan Bindernagel
Proofreader:	Leanne Rancourt
Compositor:	Cenveo® Publisher Services
Technical Illustrator:	Richard Parkin
Project Manager, Permissions:	Joanne Tang
Text Permissions:	iEnergizerAptara®, Inc., Phyllis Padula
Photo Permissions:	iEnergizerAptara®, Inc., Lokesh Bisht
Digital Strategist:	Victoria Naik and Kristina Joie
Cover and Interior Designer:	Anthony Leung
Cover Image:	Fotolia

Credits and acknowledgments of material borrowed from other sources and reproduced, with permission, in this textbook appear on the appropriate page within the text and on p. C-1.

---

Statistics Canada information is used with the permission of the Minister of Industry, as Minister responsible for Statistics Canada. Information on the availability of the wide range of data from Statistics Canada can be obtained from Statistics Canada's Regional Offices, its World Wide Web site at [www.statcan.gc.ca](http://www.statcan.gc.ca), and its toll-free access number 1-800-263-1136.

If you purchased this book outside the United States or Canada, you should be aware that it has been imported without the approval of the publisher or the author.

Copyright © 2016, 2013, 2010, 2006, 2003, 1997, 1994, 1991 Pearson Canada Inc., Toronto, Ontario. All rights reserved. Manufactured in the United States of America. This publication is protected by copyright and permission should be obtained from the publisher prior to any prohibited reproduction, storage in a retrieval system, or transmission in any form or by any means, electronic, mechanical, photocopying, recording, or likewise. To obtain permission(s) to use material from this work, please submit a written request to Pearson Canada Inc., Permissions Department, 26 Prince Andrew Place, Toronto, Ontario, M3C 2T8, or fax your request to 416-447-3126, or submit a request to Permissions Requests at [www.pearsoncanada.ca](http://www.pearsoncanada.ca).

10 9 8 7 6 5 4 3 2 1 [CKV]

**Library and Archives Canada Cataloguing in Publication**

Parkin, Michael, 1939-, author  
 Macroeconomics : Canada in the global environment  
 / Michael Parkin, Robin Bade. — Ninth edition.

Includes index.  
 ISBN 978-0-321-93120-7 (pbk.)

1. Macroeconomics—Textbooks. 2. Canada—Economic conditions—1991- —Textbooks. I. Bade, Robin, author  
 II. Title.

HB172.5.P363 2015                      339                      C2014-905296-0




ISBN 978-0-321-93120-7

TO OUR STUDENTS



*This page intentionally left blank*

**Michael Parkin** received his training as an economist at the Universities of Leicester and Essex in England. He is Professor Emeritus in the Department of Economics at the University of Western Ontario, Canada. Professor Parkin has held faculty appointments at Brown University, the University of Manchester, the University of Essex, and Bond University. He is a past president of the Canadian Economics Association and has served on the editorial boards of the *American Economic Review* and the *Journal of Monetary Economics* and as managing editor of the *Canadian Journal of Economics*. Professor Parkin's research on macroeconomics, monetary economics, and international economics has resulted in over 160 publications in journals and edited volumes, including the *American Economic Review*, the *Journal of Political Economy*, the *Review of Economic Studies*, the *Journal of Monetary Economics*, and the *Journal of Money, Credit and Banking*. He became most visible to the public with his work on inflation that discredited the use of wage and price controls. Michael Parkin also spearheaded the movement towards European monetary union.



**Robin Bade** earned degrees in mathematics and economics at the University of Queensland and her Ph.D. at the Australian National University. She has held faculty appointments at the University of Edinburgh in Scotland, at Bond University in Australia, and at the Universities of Manitoba, Toronto, and Western Ontario in Canada. Her research on international capital flows appears in the *International Economic Review* and the *Economic Record*. Professor Parkin and Dr. Bade are the joint authors of *Foundations of Economics* (Addison Wesley), *Modern Macroeconomics* (Pearson Education Canada), an intermediate text, and have collaborated on many research and textbook writing projects. They are both experienced and dedicated teachers of introductory economics.



*This page intentionally left blank*

**PART ONE****INTRODUCTION** 1

- CHAPTER 1 What Is Economics? 1  
CHAPTER 2 The Economic Problem 31

**PART TWO****HOW MARKETS WORK** 55

- CHAPTER 3 Demand and Supply 55

**PART SEVEN****MONITORING MACROECONOMIC PERFORMANCE** 465

- CHAPTER 20 Measuring GDP and Economic Growth 465  
CHAPTER 21 Monitoring Jobs and Inflation 489

**PART EIGHT****MACROECONOMIC TRENDS** 513

- CHAPTER 22 Economic Growth 513  
CHAPTER 23 Finance, Saving, and Investment 541

- CHAPTER 24 Money, the Price Level, and Inflation 563

- CHAPTER 25 The Exchange Rate and the Balance of Payments 593

**PART NINE****MACROECONOMIC FLUCTUATIONS** 623

- CHAPTER 26 Aggregate Supply and Aggregate Demand 623

- CHAPTER 27 Expenditure Multipliers 647

- CHAPTER 28 The Business Cycle, Inflation, and Deflation 677

**PART TEN****MACROECONOMIC POLICY** 703

- CHAPTER 29 Fiscal Policy 703

- CHAPTER 30 Monetary Policy 727

- CHAPTER 31 International Trade Policy 751

*This page intentionally left blank*

**The future is always uncertain.** But at some times, and now is one such time, the range of possible futures is enormous. The major sources of this uncertainty are economic policy and global macroeconomic forces. There is uncertainty about the way in which international trade policy will evolve as bilateral deals reshape the competitive landscape. There is uncertainty about exchange rate policy as currency fluctuations bring changes in international relative prices. There is extraordinary uncertainty about monetary policy with the Bank of Canada holding interest rates at historical lows in an attempt to stimulate a flagging economy. And there is uncertainty about fiscal policy as provincial budget deficits interacting with an aging population are ever harder to control. In the global economy, there is uncertainty about when, or even whether, a stagnating European economy will start to show life. And there is uncertainty about how fast China, India, and other developing economies will grow.

Since the global financial crisis of August 2007 moved economics from the business report to the front page, a fall in confidence has gripped producers, consumers, financial institutions, and governments.

Even the idea that the market is an efficient allocation mechanism has come into question. Many thoughtful people worry about increasing income inequality, and some political leaders called for the end of capitalism and the dawn of a new economic order in which tighter regulation reined in unfettered greed.

Rarely do teachers of economics have such a rich feast on which to draw. And rarely are the principles of economics more surely needed to provide the solid foundation on which to think about economic events and navigate the turbulence of economic life.

Although thinking like an economist can bring a clearer perspective to and deeper understanding of today's events, students don't find the economic way of thinking easy or natural. *Macroeconomics* seeks to put clarity and understanding in the grasp of the student with a careful and vivid exploration of the tension between self-interest and the social interest, the role and power of incentives—of opportunity cost and marginal benefit—and demonstrating the possibility that markets supplemented by other mechanisms might allocate resources efficiently.

Parkin-Bade students begin to think about issues the way real economists do and learn how to explore policy problems and make better-informed decisions in their own economic lives.

## The Ninth Edition Revision

Thoroughly updated, intuitive rather than technical, grounded in data and empirical evidence, extensively illustrated with well-chosen examples and photographs, enlivened with applications that focus on issues at play in today's world, focused on learning by doing, and seamlessly integrated with MyEconLab: These are the hallmarks of this ninth edition of *Macroeconomics: Canada in the Global Environment*.

This revision builds on the foundation of the previous edition and retains a thorough and careful presentation of the principles of economics, an emphasis on real-world examples and applications, the development of critical thinking skills, diagrams renowned for clarity, and path-breaking technology.

**Most chapters have been thoroughly reworked to achieve even greater clarity and to place greater emphasis on applications to current issues.** Some sections of chapters have been removed and other sections added to cover new issues, particularly those that involve current policy problems.

**Economics in the News**, a weekly feature on MyEconLab, appears in the revised text in two ways. First, the Parkin-Bade hallmark chapter-closing *Reading Between the Lines* is rebranded as *Economics in the News*. Second, additional *Economics in the News* boxes appear at appropriate points within chapters.

The aim of the end-of-chapter news feature is to encourage students to apply the tools they have learned in the chapter by analyzing an article from a newspaper or an online news source. The news article connects with the questions first raised in the chapter opener, and the analysis is reinforced with a related end-of-chapter problem.

Shorter, within-chapter *Economics in the News* boxes present brief news clips, relevant data, questions, and worked solutions. These boxes immediately apply a tool just explained and provide hand-held practice and help in approaching an economic analysis of the news.

A second new feature, **At Issue**, shows two sides of a controversial issue and helps students apply the economic way of thinking to clarify and debate the issues.

A third new feature is a full-page end-of-chapter **Worked Problem**. As part of the chapter review, the student has an opportunity to work a multi-part problem that covers the core content of the chapter and consists of questions, solutions, and key figures. This new feature increases the incentive for the student to learn by doing and actively, rather than passively, review the chapter.

## Highpoints of the Revision

In addition to the new features that we have just reviewed, we have built on the strengths of the previous edition by substantially revising the following four topics. They are:

- Economic growth and business cycle expansion
- Financial markets
- The exchange rate
- Cycles, inflation, and deflation

### Economic Growth and Business Cycle Expansion

Chapter 22, Economic Growth, now opens by clarifying the distinction between economic growth and a business cycle expansion. We now introduce the topic of economic growth by explaining this distinction and illustrating it with the production possibilities frontier *PPF*: a business cycle expansion being a return to the *PPF* and economic growth being an outward shift of the *PPF*.

**Financial Markets** Chapter 23, Finance, Saving, and Investment, has an expanded section on the global financial crisis and its aftermath that describes the growth of household debt and house prices. The section on real and nominal interest rates is expanded and illustrated with data. The chapter now contains more on the magnitudes of the sources and uses of loanable funds. The section on loanable funds in the global economy is moved to the chapter on the exchange rate and balance of payments.

**The Exchange Rate** Chapter 25, The Exchange Rate and the Balance of Payments, contains a heavily revised section entitled Arbitrage, Speculation, and Market Fundamentals that explains the powerful forces that equilibrate the foreign exchange market in the short run and the long run. This section includes a discussion of the Big Mac index. An *Economics in the News* examines the forces at work leading to a strong dollar in the summer of 2014. The section on the global loanable funds market is now integrated into this chapter in the section on the balance of payments.

**Cycles, Inflation, and Deflation** Chapter 28, The Business Cycle, Inflation, and Deflation, is re-titled, reorganized, and amended. The business cycle material is moved to the beginning of the chapter and a new final section describes and explains the problem of deflation that has gripped Japan for most of the 1990s and the 2000s and is feared in Europe at

the present time. Coverage of the Phillips curve is retained but condensed.

Many other chapters have been thoroughly reworked to achieve even greater clarity and to place greater emphasis on applications to current issues. And every chapter now contains a new opening vignette linked directly to an *Economics in the News*, an end-of-chapter problem, and online practice.

All the end-of-chapter *Economics in the News* articles have been updated, and the analysis of the news and the linked problems and applications have been appropriately revised.

## Features to Enhance Teaching and Learning

The changes that we have described are adjustments to an already powerful teaching and learning package. Here, we briefly review the features retained from the previous edition.

### Economics in Action Boxes

This feature uses boxes within the chapter to provide data and information that links models to real-world economic activity.

Some of the issues covered in these boxes include the best affordable choice of recorded music, movies, and DVDs; the cost of selling a pair of shoes; how Apple doesn't make the iPhone; taxing carbon emissions; how long a spell of poverty lasts; structural unemployment in Canada; how loanable funds fuel a home price bubble; the Canadian business cycle; and the size of the fiscal stimulus multipliers.

### Chapter Openers

Each chapter opens with a student-friendly vignette that raises questions to motivate the student and focus the chapter. This chapter-opening story is woven into the main body of the chapter and is explored in the *Economics in the News* feature that closes each chapter.

### In-Text Review Quizzes

A review quiz at the end of each major section enables students to determine whether a topic needs further study before moving on. This feature includes a reference to the appropriate MyEconLab study plan and a new **key terms quiz** to help students further test their understanding.

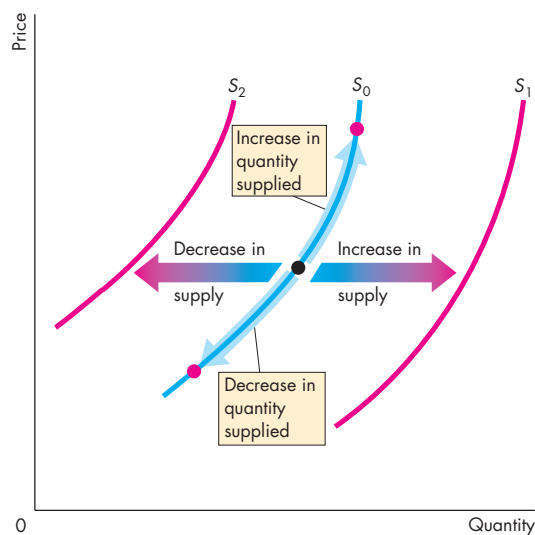
## Diagrams That Show the Action

Through the past eight editions, this book has set the standard of clarity in its diagrams; the ninth edition continues to uphold this tradition. Our goal is to show “where the economic action is.” The diagrams in this book continue to generate an enormously positive response, which confirms our view that graphical analysis is the most powerful tool available for teaching and learning economics at the principles level.

Because many students find graphs hard to work with, we have developed the entire art program with the study and review needs of the student in mind.

The diagrams feature:

- Original curves consistently shown in blue
- Shifted curves, equilibrium points, and other important features highlighted in red
- Colour-blended arrows to suggest movement
- Graphs paired with data tables
- Diagrams labelled with boxed notes
- Extended captions that make each diagram and its caption a self-contained object for study and review



## End-of-Chapter Study Material

Each chapter closes with a concise summary organized by major topics, a list of key terms with page references, a worked problem, and problems and applications. These learning tools provide students with a summary for review and exam preparation.

## Interviews with Economists

Each part closes with an overview of the chapters and a teaser of an interview with a leading economist

whose work correlates to what the student is learning. These interviews explore the education and research of these prominent economists and their advice for those who want to continue the study of economics. This edition has new interviews with Esther Duflo (MIT) and Raj Chetty (Harvard). The 65 past and present interviews we have conducted are available in full in MyEconLab.

## For the Instructor

This book enables you to focus on the economic way of thinking and choose your own course structure in your principles course.

## Focus on the Economic Way of Thinking

As an instructor, you know how hard it is to encourage a student to think like an economist. But that is your goal. Consistent with this goal, the text focuses on and repeatedly uses the central ideas of choice; tradeoff; opportunity cost; the margin; incentives; the gains from voluntary exchange; the forces of demand, supply, and equilibrium; the pursuit of economic rent; the tension between self-interest and the social interest; and the scope and limitations of government actions.

## Flexible Structure

You have preferences for how you want to teach your course, and we’ve organized this book to enable you to choose your teaching path. The chart on p. xxiii illustrate the book’s flexibility. By following the arrows through the charts you can select the path that best fits your preference for course structure. Whether you want to teach a traditional course that blends theory and policy, or one that takes a fast-track through either theory or policy issues, *Macroeconomics: Canada in the Global Environment* gives you the choice.

## Instructor’s Supplemental Resources

The supplements for instructors are:

- Test Bank
- PowerPoint Resources
- Instructor’s Manual
- Solutions Manual

**Test Bank** The ninth edition Test Bank (Test Item File), with more than 3,000 multiple-choice questions, has been prepared by Jeannie Gillmore of the University of Western Ontario. Jeannie has reviewed and edited all existing questions to ensure their clarity and consistency with the



ninth edition and incorporated new questions. The new questions follow the style and format of the end-of-chapter text problems and provide the instructor with a whole new set of testing opportunities and/or homework assignments. Test Item File questions are available in MyEconLab for instructors to use in a test, quiz, or as homework.

Pearson's **Computerized Test Bank** allows instructors to filter and select questions to create quizzes, tests, or homework. Instructors can revise questions or add their own, and may be able to choose print or online options. These questions are also available in Microsoft Word® format.

**PowerPoint Resources** Our full-colour Microsoft PowerPoint® Presentations for each chapter contain:

- Lecture notes with all the textbook figures animated, tables from the textbook, and speaking notes from the Instructor's Manual
- Large-scale versions of all the textbook figures and tables, animated for instructors to incorporate into their own slide shows
- A set of lecture notes for students, which include animated versions of the textbook figures

The presentations can be used electronically in the classroom or printed to create hard-copy transparency masters. A student version of the lecture notes is also available on MyEconlab.

**Instructor's Manual** Our Instructor's Manual integrates the teaching and learning resources and serves as a guide to all the supplements. Each chapter contains an overview, a list of what's new in the ninth edition, and ready-to-use lecture notes.

A new user can walk into a classroom armed to deliver a polished lecture. The lecture notes provide an outline of the chapter; concise statements of key material; alternative tables and figures; key terms and definitions; boxes that highlight key concepts, provide an interesting anecdote, or suggest how to handle a difficult idea; and additional discussion questions. The PowerPoint® lecture notes incorporate the chapter outlines and teaching suggestions.

**Solutions Manual** Our comprehensive Solutions Manual provides instructors with solutions to the

Review Quizzes and the end-of-chapter Problems and Applications.

### Getting Your Instructor's Resources

Instructors can download supplements from a secure, instructor-only source via the Pearson Canada Higher Education Instructor Resource Centre Web page ([www.pearsoncanada.ca/highered](http://www.pearsoncanada.ca/highered)). Instructor resources are also available on a DVD.

**Instructor's Resource Centre DVD (IRDVD)** Fully compatible with Windows and Macintosh, this IRDVD contains Adobe PDF files of the Test Item File, the Solutions Manual, and the Instructor's Manual; PowerPoint resources; and the TestGen. Locate your local Pearson Canada sales representative at <http://catalogue.pearsoned.ca/educator> to request a copy of the IRDVD.

### Other Instructor Aids

**CourseSmart** CourseSmart goes beyond traditional expectations—providing instant, online access to the textbooks and course materials you need at a lower cost for students. And even as students save money, you can save time and hassle with a digital eTextbook that allows you to search for the most relevant content at the very moment you need it. Whether it's evaluating textbooks or creating lecture notes to help students with difficult concepts, CourseSmart can make life a little easier. See how when you visit [www.coursesmart.com/instructors](http://www.coursesmart.com/instructors).

**Learning Solutions Managers** Pearson's Learning Solutions Managers work with faculty and campus course designers to ensure that Pearson technology products, assessment tools, and online course materials are tailored to meet your specific needs.

This highly qualified team is dedicated to helping schools take full advantage of a wide range of educational resources by assisting in the integration of a variety of instructional materials and media formats. Your local Pearson Canada sales representative can provide you with more details on this service program.

**Pearson Custom Library** For enrollments of 25 students or more, you can create your own textbook by choosing the chapters of Parkin-Bade *Macroeconomics* that best suit your own course needs. To begin building your custom text, visit [www.pearsoncustomlibrary.com](http://www.pearsoncustomlibrary.com).

## MyEconLab

The Parkin-Bade MyEconLab has been designed and refined with a single purpose in mind: to create those moments of understanding that transform the difficult into the clear and obvious. With homework, quiz, test, activity, and tutorial options, instructors can manage all their assessment needs in one program.

- All of the Review Quiz questions and end-of-chapter Problems and Applications were recreated as assignable auto-graded exercises with targeted feedback and related “Help Me Solve This” tools by Robin Bade, Jeannie Gillmore of the University of Western Ontario, and Sharmistha Nag of Fairleigh Dickinson University, and were reviewed for accuracy by Trevor Collier of the University of Dayton.
- All of the Review Quiz questions and end-of-chapter Problems and Applications are assignable and automatically graded in MyEconLab.
- The Review Quiz questions and end-of-chapter Study Plan Problems and Applications are available for students to work in the adaptive Study Plan.
- The end-of-chapter Additional Problems and Applications are not available to students in MyEconLab unless assigned by the instructor.
- Many of the problems and applications are algorithmic, draw-graph, and numerical exercises.
- Problems and applications that use real-time data continuously update.
- The Custom Exercise Builder enables instructors to create their own problems for assignment.
- The Gradebook records each student’s performance and time spent on the Tests and Study Plan and generates reports by student or by chapter.
- Test Bank questions are also assignable for test, quiz, or homework and auto-graded in MyEconLab.

### Enhanced Pearson eText and New Interactive Features

New for the ninth edition is an enhanced Pearson eText that integrates directly with MyEconLab’s Study Plan, now powered by Knewton Adaptive Learning, and with MyEconLab’s Gradebook.

The enhanced Pearson eText is available within the online course materials and offline via an iPad app.

The eText also allows instructors and students to highlight, bookmark, and take notes. In addition, instructors can create notes and push them out to students.

The new eText includes videos, animations, and problem-solving tools designed to aid comprehension and bring those moments of discovery that stick in the memory.

The features of the enhanced eText include:

- Embedded MyEconLab Study Plan and assessment
- Figure animations
- Interactive graph-drawing exercises
- More *Economics in the News*
- Worked problems
- Automatic real-time updating
- Key terms quizzes

#### Embedded MyEconLab Study Plan and

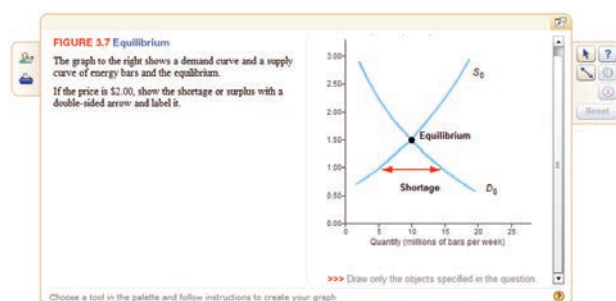
**Assessment** In the enhanced eText, every Review Quiz question and Study Plan Problem and Application exercise can be worked by the student directly from the eText page on which it occurs. These exercises are auto-graded and feed into MyEconLab’s Adaptive Study Plan, where students receive recommendations based upon their performance. Study Plan links provide opportunities for more practice with problems similar to those in the text and give targeted feedback to guide the student in answering the exercises.

**Figure Animations** Every textbook figure can be worked through using a step-by-step animation, with audio, to help students learn the intuition behind reading and interpreting graphs. These animations may be used for review or as an instructional aid in the classroom.

**More Economics in the News** Each in-text *Economics in the News* is reinforced through an extended application of the same analysis. These *Economics in the News* problems are auto-graded and feed into MyEconLab’s Adaptive Study Plan.

**Worked Problems** Each chapter concludes with a Worked Problem that consists of questions, solutions, and key figures. These problems can be worked in the enhanced eText directly from the Worked Problem page. As the student works through each problem, feedback and just-in-time learning aids help the student develop proficiency with the concept.

**Interactive Draw-Graph Exercises** For each major figure, a graph-drawing exercise accompanies the step-by-step animation. The student builds and interprets the key graphs and develops understanding by working a multiple-choice question about the graph. Each graph-drawing exercise is auto-graded and feeds into MyEconLab's Adaptive Study Plan.



**Automatic Real-Time Updating** Figures labelled *MyEconLab Real-Time Data* update using the most recent data available from the FRED database maintained by the Federal Reserve Bank of St. Louis.

**Key Terms Quizzes** Key Terms Quiz links provide opportunities for students to check their knowledge of the definitions and uses of the key terms.

## Other MyEconLab Features

MyEconLab also includes the following features:

**Adaptive Learning** MyEconLab's Study Plan is now powered by a sophisticated adaptive learning engine that tailors learning material to meet the unique needs of each student. MyEconLab's new **Adaptive Learning Study Plan** monitors students' performance on homework, quizzes, and tests and continuously makes recommendations based on that performance.


If a student is struggling with a concept such as supply and demand, or having trouble calculating a price elasticity of demand, the Study Plan provides customized remediation activities—a pathway based on personal proficiencies, the number of attempts, or the difficulty of the questions—to get the student back on track. Students will also receive recommendations

for additional practice in the form of rich multimedia learning aids such as videos, an interactive eText, Help Me Solve This tutorials, and graphing tools.

The Study Plan can extrapolate a student's future trouble spots and provide learning material and practice to avoid pitfalls. In addition, students who are showing a high degree of success with the assessment material are offered a chance to work on future topics based on the professor's course coverage preferences. This personalized and adaptive feedback and support ensures that your students are optimizing their current and future course work and mastering the concepts, rather than just memorizing and guessing answers.

You can learn more about adaptive learning at <http://www.myeconlab.com/product-info/adaptive>.

**Real-Time Data Analysis Exercises (FRED)** Easy to assign and automatically graded, Real-Time Data Analysis exercises communicate directly with the Federal Reserve Bank of St. Louis's FRED site, so every time FRED posts new data, students can see the most recent data. As a result, Real-Time Data Analysis exercises offer a no-fuss solution for instructors who want to make the most recent data a central part of their macro course.

End-of-chapter exercises accompanied by the Real-Time Data Analysis icon  include Real-Time Data versions in MyEconLab.

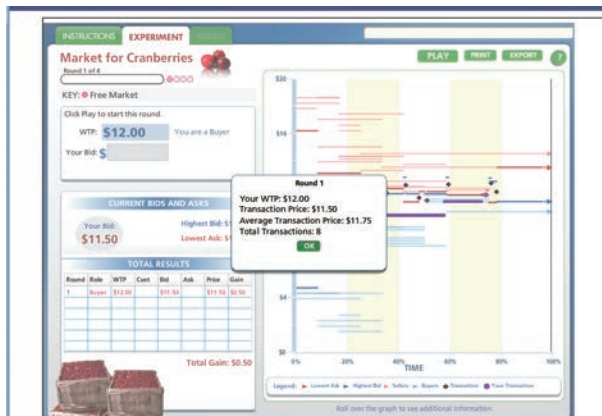
**Economics in the News** *Economics in the News* is a turnkey solution to bringing current news into the classroom. Updated weekly during the academic year, we upload two relevant articles (one micro, one macro) and provide questions that may be assigned for homework or for classroom discussion.

**Current News** Each week during the academic year, we upload multi-part microeconomic and macroeconomic exercises, with links to relevant articles, into the MyEconLab assignment manager. These enable instructors to bring current issues and events into the course with easy to assign and auto-graded exercises.

**Office Hours** Students and instructors can consult the authors using the "Office Hours" links in MyEconLab. The link for students is in Chapter Resources and for Instructors in Instructor Resources/Instructor Tools.

**Experiments in MyEconLab** Experiments are a fun and engaging way to promote active learning and mastery of important economic concepts. Pearson's Experiments program is flexible and easy for instructors to assign and students to use.

- Available experiments cover competitive market, price floors, price ceilings, taxes, price controls, and public goods.
- Single-player experiments, available to assign, allow your students to play against virtual players from anywhere at any time as long as they have an Internet connection.
- Multi-player experiments allow you to assign and manage a real-time experiment with your class.
- Experiments can be assigned in MyEconLab as homework integrated with pre-questions and post-questions.
- Experiments are auto-graded using algorithms that objectively evaluate a student's economic gain and performance during the experiment.



**Digital Interactives** A Digital Interactive is a simulation game that immerses the student in an activity

that leads to the discovery of a fundamental economic idea or principle. Digital Interactives are designed for use in traditional, online, and hybrid courses, and many incorporate real-time data as well as data display and analysis tools. A Digital Interactive can be presented in class as a visually stimulating, engaging lecture tool, and can be assigned with assessment questions for grading analysis tools.

**Learning Catalytics** Learning Catalytics is a web-based system for managing the interactive classroom. It is a “bring your own device” platform that supports the peer-instruction teaching method and can also be used to provide the instructor with real-time feedback during class. Instructors can access 18 different question types among which are multiple choice, numerical, sketching, ranking, and highlighting. For more information, visit [learningcatalytics.com](http://learningcatalytics.com).

**Dynamic Study Modules** Dynamic Study Modules, which focus on key topic areas and are available from within MyEconLab, are an additional way for students to obtain tailored help. These modules work by continuously assessing student performance and activity on discrete topics and provide personalized content in real time to reinforce concepts that target each student's particular strengths and weaknesses.

Each Dynamic Study Module, accessed by computer, smartphone, or tablet, promotes fast learning and long-term retention. Because MyEconLab and Dynamic Study Modules help students stay on track and achieve a higher level of subject-matter mastery, more class time is available for interaction, discussion, collaboration, and exploring applications to current news and events.

Instructors can register, create, and access all of their MyEconLab courses at [www.myeconlab.com](http://www.myeconlab.com).

## Acknowledgments

We thank our current and former colleagues and friends at the University of Western Ontario who have taught us so much. They are Jim Davies, Jeremy Greenwood, Ig Horstmann, Peter Howitt, Greg Huffman, David Laidler, Phil Reny, Chris Robinson, John Whalley, and Ron Wonnacott. We also thank Doug McTaggart and Christopher Findlay, co-authors of the Australian edition, and Melanie Powell and Kent Matthews, coauthors of the European edition. Suggestions arising from their adaptations of earlier editions have been helpful to us in preparing this edition.

We thank the several thousand students whom we have been privileged to teach. The instant response that comes from the look of puzzlement or enlightenment has taught us how to teach economics.

We thank the management team at Pearson Canada who have built a culture that brings out the best in its editors and authors. They are Jessica Mosher, General Manager Higher Education; Gary Bennett, Vice-President of Cross-Media Production; and Claudine O'Donnell, Editorial Director. Claudine played a major role in shaping this revision and the many outstanding supplements that accompany it. She brings intelligence and insight to her work and is Canada's preeminent economics editor.

It is a special joy to thank the outstanding editors, media specialists, and others at Pearson Canada who contributed to the concerted publishing effort that brought this edition to completion. They are Joel Gladstone, Program Manager;

Avinash Chandra, Lead Project Manager; Leanne Rancourt, Developmental Editor; Victoria Naik, Digital Strategist; Joanne Tang, Project Manager, Permissions; Susan Bindernagel, Copy Editor; and Loula March, Marketing Manager.

Leanne Rancourt was our lifeline. She kept the production process on track, provided outstanding management, and gave our manuscript a most thorough proofread and accuracy check.

Anthony Leung designed the cover and package and yet again surpassed the challenge of ensuring that we meet the highest design standards.

We thank the many exceptional reviewers who have shared their insights through the various editions of this book. Their contribution has been invaluable.

We thank the people who work directly with us. Jeannie Gillmore and Sharmistha Nag provided research assistance and created exercises for MyEconLab. Richard Parkin created the electronic art files and offered many ideas that improved the figures in this book.

Classroom experience will test the value of this book. We would appreciate hearing from instructors and students about how we can continue to improve it in future editions.

*Michael Parkin*

*Robin Bade*

London, Ontario, Canada

michael.parkin@uwo.ca

robin@econ100.com


**Reviewers**

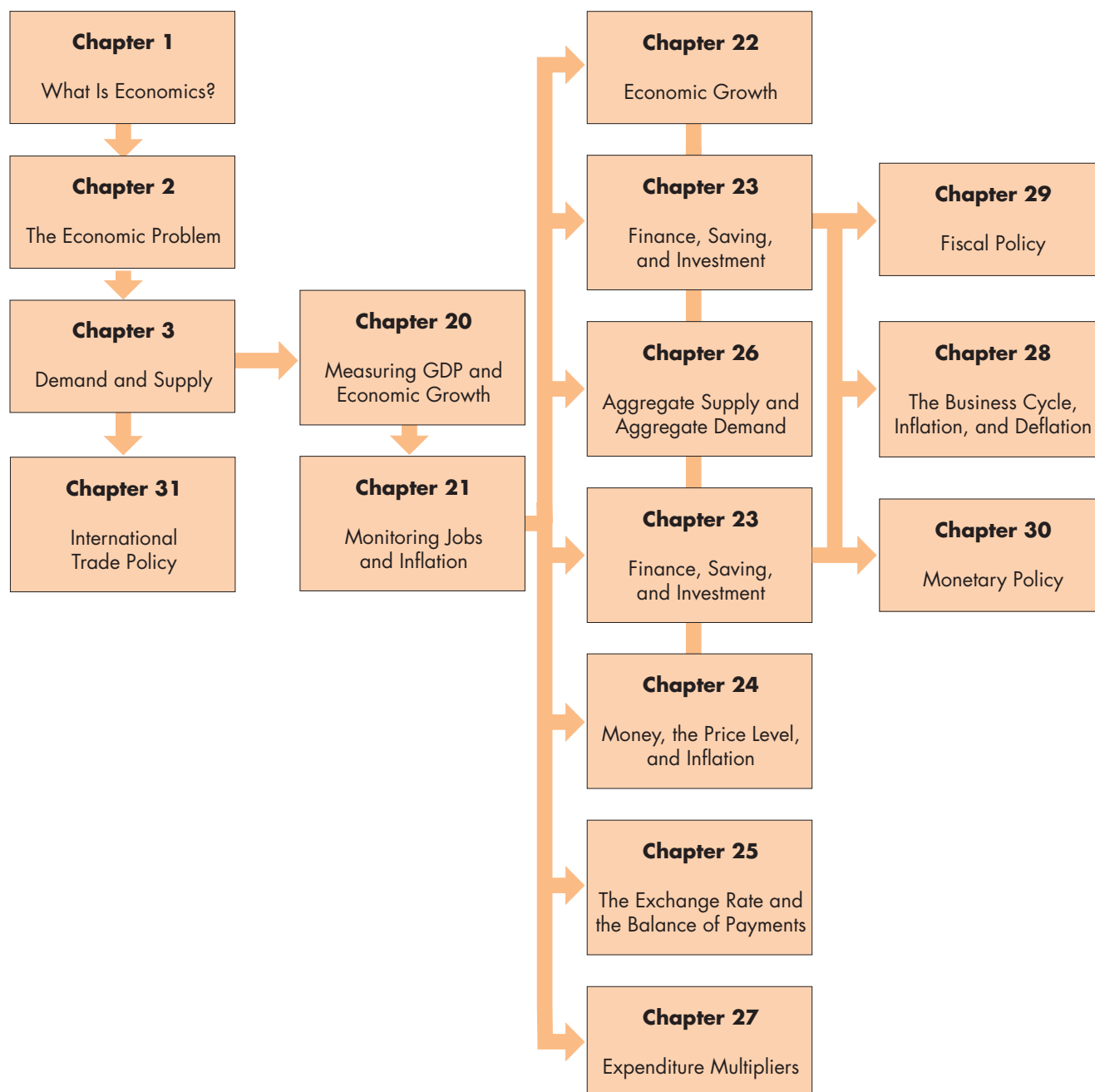
- Syed Ahmed**, Red Deer Community College  
**Ather H. Akbari**, Saint Mary's University  
**Doug Allen**, Simon Fraser University  
**Benjamin Amoah**, University of Guelph  
**Torben Andersen**, Red Deer College  
**Terri Anderson**, Fanshawe College  
**Syed Ashan**, Concordia University  
**Fred Aswani**, McMaster University  
**Iris Au**, University of Toronto, Scarborough  
**Keith Baxter**, Bishop's University  
**Andy Baziliauskas**, University of Winnipeg  
**Dick Beason**, University of Alberta  
**Karl Bennett**, University of Waterloo  
**Ronald Bodkin**, University of Ottawa  
**Caroline Boivin**, Concordia University  
**Paul Booth**, University of Alberta  
**John Boyd**, University of British Columbia  
**John Brander**, University of New Brunswick  
**Larry Brown**, Selkirk College  
**Sam Bucovetsky**, York University  
**Bogdan Buduru**, Concordia University  
**Lutz-Alexander Busch**, University of Waterloo  
**Beverly J. Cameron**, University of Manitoba  
**Norman Cameron**, University of Manitoba  
**Emanuel Carvalho**, University of Waterloo  
**Francois Casas**, University of Toronto  
**Alan Tak Yan Chan**, Atlantic Baptist University  
**Robert Cherneff**, University of Victoria  
**Jason Childs**, University of New Brunswick, Saint John  
**Saud Choudhry**, Trent University  
**Louis Christofides**, University of Guelph  
**Kam Hon Chu**, Memorial University of Newfoundland  
**George Churchman**, University of Manitoba  
**Avi J. Cohen**, York University  
**Constantin Colonescu**, Grant MacEwan University  
**Ryan A. Compton**, University of Manitoba  
**Marilyn Cottrell**, Brock University  
**Rosilyn Coulson**, Douglas College  
**Brian Coulter**, University College of the Fraser Valley  
**Stanya Cunningham**, Concordia University College of Alberta  
**Douglas Curtis**, Trent University  
**Garth Davies**, Olds College  
**Ajit Dayanandan**, University of Northern British Columbia  
**Carol Derksen**, Red River College  
**David Desjardins**, John Abbott College  
**Vaughan Dickson**, University of New Brunswick (Fredericton)  
**Livio Di Matteo**, Lakehead University  
**Mohammed Dore**, Brock University  
**Torben Drewes**, Trent University  
**Byron Eastman**, Laurentian University  
**Fahira Eston**, Humber College  
**Sigrid Ewender**, Kwantlen Polytechnic University  
**Brian Ferguson**, University of Guelph  
**Len Fitzpatrick**, Carleton University  
**Peter Fortura**, Algonquin College  
**Oliver Franke**, Athabasca University  
**Bruno Fullone**, George Brown College  
**Donald Garrie**, Georgian College  
**Philippe Ghayad**, Dawson College and Concordia University  
**David Gray**, University of Ottawa  
**Sandra Hadersbeck**, Okanagan College  
**Rod Hill**, University of New Brunswick  
**Eric Kam**, Ryerson University  
**Susan Kamp**, University of Alberta  
**Cevat Burc Kayahan**, University of Guelph  
**Peter Kennedy**, Simon Fraser University  
**Harvey King**, University of Regina  
**Patricia Koss**, Concordia University  
**Robert Kunimoto**, Mt. Royal University  
**David Johnson**, Wilfrid Laurier University  
**Cliff Jutlah**, York University, Glendon Campus  
**Michael G. Lanyi**, University of Lethbridge  
**Eva Lau**, University of Waterloo  
**Gordon Lee**, University of Alberta  
**Byron Lew**, Trent University  
**Anastasia M. Lintner**, University of Guelph  
**Scott Lynch**, Memorial University  
**Dan MacKay**, SIAST  
**Leigh MacDonald**, University of Western Ontario  
**Keith MacKinnon**, York University  
**Mohammad Mahbobi**, Thompson Rivers University  
**S. Manchouri**, University of Alberta  
**Christian Marfels**, Dalhousie University  
**Raimo Martalla**, Malaspina University College  
**Perry Martens**, University of Regina  
**Roberto Martínez-Espíneira**, St. Francis Xavier University  
**Dennis McGuire**, Okanagan University College  
**Rob Moir**, University of New Brunswick, Saint John  
**Saeed Moshiri**, University of Manitoba  
**Joseph Muldoon**, Trent University  
**David Murrell**, University of New Brunswick, Fredericton  
**Robin Neill**, Carleton University  
**A. Gyasi Nimarko**, Vanier College  
**Sonia Novkovic**, Saint Mary's University  
**John O'Brien**, Concordia University  
**Arne Paus-Jenssen**, University of Saskatchewan  
**Andrea Podhorsky**, York University  
**Derek Pyne**, Memorial University of Newfoundland  
**Stephen Rakoczy**, Humber College  
**Don Reddick**, Kwantlen University College  
**June Riley**, John Abbott College  
**E. Riser**, Memorial University

**Roberta Robb**, Brock University  
**Nick Rowe**, Carleton University  
**Michael Rushton**, University of Regina  
**Balbir Sahni**, Concordia University  
**Brian Scarfe**, University of Regina  
**Marlyce Searcy**, SIAST Palliser  
**Jim Sentance**, University of Prince Edward Island  
**Lance Shandler**, Kwantlen University College  
**Stan Shedd**, University of Calgary  
**Chandan Shirvaikar**, Red Deer College  
**Peter Sinclair**, Wilfrid Laurier University  
**Ian Skaith**, Fanshawe College  
**Scott Skjei**, Acadia University  
**Judith Skuce**, Georgian College  
**George Slasor**, University of Toronto  
**Norman Smith**, Georgian College  
**Bert Somers**, John Abbott College

**Lewis Soroka**, Brock University  
**Glen Stirling**, University of Western Ontario  
**Brennan Thompson**, Ryerson University  
**Irene Trela**, University of Western Ontario  
**Russell Uhler**, University of British Columbia  
**Brian VanBlarcom**, Acadia University  
**Marianne Vigneault**, Bishop's University  
**Jane Waples**, Memorial University of Newfoundland  
**Tony Ward**, Brock University  
**Bruce Wilkinson**, University of Alberta  
**Christopher Willmore**, University of Victoria  
**Andrew Wong**, Grant MacEwan University  
**Peter Wylie**, University of British Columbia, Okanagan  
**Arthur Younger**, Humber College Institute of Technology and  
Advanced Learning  
**Ayoub Yousefi**, University of Western Ontario  
**Weiqiu Yu**, University of New Brunswick, Fredericton

# ALTERNATIVE PATHWAYS THROUGH THE CHAPTERS

## Flexibility



Start here ...

... then jump to  
any of these ...

... and jump to any of these after  
doing the prerequisites indicated



*This page intentionally left blank*



## PART ONE INTRODUCTION 1

### CHAPTER 1 ♦ WHAT IS ECONOMICS? 1

Definition of Economics	2
Two Big Economic Questions	3
What, How, and For Whom?	3
Do Choices Made in the Pursuit of Self-Interest also Promote the Social Interest?	5
The Economic Way of Thinking	9
A Choice Is a Tradeoff	9
Making a Rational Choice	9
Benefit: What You Gain	9
Cost: What You <i>Must</i> Give Up	9
How Much? Choosing at the Margin	10
Choices Respond to Incentives	10
Economics as Social Science and Policy Tool	11
Economist as Social Scientist	11
Economist as Policy Adviser	11

### ■ AT ISSUE 8

### ■ ECONOMICS IN THE NEWS 6, 12

*Summary (Key Points and Key Terms), Worked Problem, Study Plan Problems and Applications, and Additional Problems and Applications appear at the end of each chapter.*

### APPENDIX Graphs in Economics 15

Graphing Data	15
Scatter Diagrams	16
Graphs Used in Economic Models	18
Variables That Move in the Same Direction	18
Variables That Move in Opposite Directions	19
Variables That Have a Maximum or a Minimum	20
Variables That Are Unrelated	21
The Slope of a Relationship	22
The Slope of a Straight Line	22
The Slope of a Curved Line	23
Graphing Relationships Among More Than Two Variables	24
<i>Ceteris Paribus</i>	24
When Other Things Change	25

### MATHEMATICAL NOTE

Equations of Straight Lines	26
-----------------------------	----

**CHAPTER 2 ♦ THE ECONOMIC PROBLEM** 31

## Production Possibilities and Opportunity Cost 32

- Production Possibilities Frontier 32
- Production Efficiency 33
- Tradeoff Along the *PPF* 33
- Opportunity Cost 33

## Using Resources Efficiently 35

- The *PPF* and Marginal Cost 35
- Preferences and Marginal Benefit 36
- Allocative Efficiency 37

## Economic Growth 38

- The Cost of Economic Growth 38
- A Nation's Economic Growth 39

## Gains from Trade 40

- Comparative Advantage and Absolute Advantage 40
- Achieving the Gains from Trade 42

## Economic Coordination 44

- Firms 44
- Markets 44
- Property Rights 44
- Money 44
- Circular Flows Through Markets 44
- Coordinating Decisions 45

## ■ ECONOMICS IN ACTION 39

## ■ ECONOMICS IN THE NEWS 34, 46

**PART ONE WRAP-UP ♦**

## Understanding the Scope of Economics

Your Economic Revolution 53

## Talking with

Esther Duflo 54

**PART TWO  
HOW MARKETS WORK** 55**CHAPTER 3 ♦ DEMAND AND SUPPLY** 55

## Markets and Prices 56

## Demand 57

- The Law of Demand 57
- Demand Curve and Demand Schedule 57
- A Change in Demand 58
- A Change in the Quantity Demanded Versus a Change in Demand 60

## Supply 62

- The Law of Supply 62
- Supply Curve and Supply Schedule 62
- A Change in Supply 63
- A Change in the Quantity Supplied Versus a Change in Supply 64

## Market Equilibrium 66

- Price as a Regulator 66
- Price Adjustments 67

## Predicting Changes in Price and Quantity 68

- An Increase in Demand 68
- A Decrease in Demand 68
- An Increase in Supply 70
- A Decrease in Supply 70
- Changes in Both Demand and Supply 72

## ■ ECONOMICS IN THE NEWS 69, 71, 74

**MATHEMATICAL NOTE**

Demand, Supply, and Equilibrium 76

**PART TWO WRAP-UP ♦**

## Understanding How Markets Work

The Amazing Market 83

## Talking with

Susan Athey 84



## PART SEVEN MONITORING MACROECONOMIC PERFORMANCE 465

### CHAPTER 20 ♦ MEASURING GDP AND ECONOMIC GROWTH 465

- Gross Domestic Product 466
  - GDP Defined 466
  - GDP and the Circular Flow of Expenditure and Income 467
  - Why Is Domestic Product “Gross”? 468
- Measuring Canada’s GDP 469
  - The Expenditure Approach 469
  - The Income Approach 470
  - Nominal GDP and Real GDP 471
  - Calculating Real GDP 471
- The Uses and Limitations of Real GDP 472
  - The Standard of Living over Time 472
  - The Standard of Living Across Countries 474
  - Limitations of Real GDP 475

#### ■ ECONOMICS IN ACTION 477

#### ■ AT ISSUE 476

#### ■ ECONOMICS IN THE NEWS 478

### APPENDIX Graphs in Macroeconomics 480

- The Time-Series Graph 480
  - Making a Time-Series Graph 480
  - Reading a Time-Series Graph 480
  - Ratio Scale Reveals Trend 481
  - A Time-Series with a Trend 481
  - Using a Ratio Scale 481

### MATHEMATICAL NOTE

- Chained-Dollar Real GDP 482

### CHAPTER 21 ♦ MONITORING JOBS AND INFLATION 489

- Employment and Unemployment 490
  - Why Unemployment Is a Problem 490
  - Labour Force Survey 491
  - Four Labour Market Indicators 491
  - Other Definitions of Unemployment 493
  - Most Costly Unemployment 494
  - Alternative Measures of Unemployment 494
- Unemployment and Full Employment 495
  - Frictional Unemployment 495
  - Structural Unemployment 495
  - Cyclical Unemployment 495
  - “Natural” Unemployment 495
  - Real GDP and Unemployment over the Cycle 496
  - The Changing Natural Unemployment Rate 497
- The Price Level, Inflation, and Deflation 498
  - Why Inflation and Deflation Are Problems 498
  - The Consumer Price Index 499
  - Reading the CPI Numbers 499
  - Constructing the CPI 499
  - Measuring the Inflation Rate 500
  - Distinguishing High Inflation from a High Price Level 501
  - The Biased CPI 501
  - The Magnitude of the Bias 502
  - Some Consequences of the Bias 502
  - Alternative Price Indexes 502
  - Core Inflation 502
  - The Real Variables in Macroeconomics 503

#### ■ ECONOMICS IN ACTION 490, 496

#### ■ ECONOMICS IN THE NEWS 504

### PART SEVEN WRAP-UP ♦

#### Monitoring Macroeconomic Performance

The Big Picture 511

#### Talking with

David Card 512

**PART EIGHT**  
**MACROECONOMIC TRENDS 513****CHAPTER 22 ♦ ECONOMIC GROWTH 513**

- The Basics of Economic Growth 514
  - Calculating Growth Rates 514
  - Economic Growth Versus Business Cycle Expansion 514
  - The Magic of Sustained Growth 515
  - Applying the Rule of 70 516
- Long-Term Growth Trends 517
  - Long-Term Growth in Canada 517
  - Real GDP Growth in the World Economy 518
- How Potential GDP Grows 520
  - What Determines Potential GDP? 520
  - What Makes Potential GDP Grow? 522
- Why Labour Productivity Grows 525
  - Preconditions for Labour Productivity Growth 525
  - Physical Capital Growth 525
  - Human Capital Growth 526
  - Technological Advances 526
- Is Economic Growth Sustainable? Theories, Evidence, and Policies 529
  - Classical Growth Theory 529
  - Neoclassical Growth Theory 529
  - New Growth Theory 530
  - New Growth Theory Versus Malthusian Theory 532
  - Sorting Out the Theories 532
  - The Empirical Evidence on the Causes of Economic Growth 532
  - Policies for Achieving Faster Growth 532
- ECONOMICS IN ACTION 519, 526, 527
- ECONOMICS IN THE NEWS 528, 534

**CHAPTER 23 ♦ FINANCE, SAVING, AND INVESTMENT 541**

- Financial Institutions and Financial Markets 542
  - Finance and Money 542
  - Physical Capital and Financial Capital 542
  - Capital and Investment 542
  - Wealth and Saving 542
  - Financial Capital Markets 543
  - Financial Institutions 544
  - Insolvency and Illiquidity 546
  - Interest Rates and Asset Prices 546
- The Loanable Funds Market 547
  - Funds that Finance Investment 547
  - The Real Interest Rate 548
  - The Demand for Loanable Funds 549
  - The Supply of Loanable Funds 550
  - Equilibrium in the Loanable Funds Market 551
  - Changes in Demand and Supply 551
- Government in the Loanable Funds Market 554
  - A Government Budget Surplus 554
  - A Government Budget Deficit 554
- ECONOMICS IN ACTION 545, 548, 549, 552
- ECONOMICS IN THE NEWS 556

**CHAPTER 24** ♦ **MONEY, THE PRICE LEVEL,  
AND INFLATION** 563

- What Is Money? 564
  - Medium of Exchange 564
  - Unit of Account 564
  - Store of Value 565
  - Money in Canada Today 565
- Depository Institutions 567
  - Types of Depository Institutions 567
  - What Depository Institutions Do 567
  - Economic Benefits Provided by Depository Institutions 568
  - How Depository Institutions Are Regulated 568
  - Financial Innovation 570
- The Bank of Canada 571
  - Banker to Banks and Government 571
  - Lender of Last Resort 571
  - Sole Issuer of Bank Notes 571
  - The Bank of Canada's Balance Sheet 571
  - The Bank of Canada's Policy Tools 572
- How Banks Create Money 574
  - Creating Deposits by Making Loans 574
  - The Money Creation Process 575
  - The Money Multiplier 576
- The Money Market 578
  - The Influences on Money Holding 578
  - The Demand for Money 579
  - Shifts in the Demand for Money Curve 579
  - Money Market Equilibrium 580
- The Quantity Theory of Money 582
- ECONOMICS IN ACTION 565, 570, 572, 576, 582
- AT ISSUE 569
- ECONOMICS IN THE NEWS 577, 584
- MATHEMATICAL NOTE**
- The Money Multiplier 586

**CHAPTER 25** ♦ **THE EXCHANGE RATE  
AND THE BALANCE OF  
PAYMENTS** 593

- The Foreign Exchange Market 594
  - Trading Currencies 594
  - Exchange Rates 594
  - Questions About the Canadian Dollar Exchange Rate 594
  - An Exchange Rate Is a Price 594
  - The Demand for One Money Is the Supply of Another Money 595
  - Demand in the Foreign Exchange Market 595
  - Demand Curve for Canadian Dollars 596
  - Supply in the Foreign Exchange Market 597
  - Supply Curve for Canadian Dollars 597
  - Market Equilibrium 598
  - Changes in the Demand for Canadian Dollars 598
  - Changes in the Supply of Canadian Dollars 599
  - Changes in the Exchange Rate 600
- Arbitrage, Speculation, and Market Fundamentals 602
  - Arbitrage 602
  - Speculation 603
  - Market Fundamentals 604
- Exchange Rate Policy 605
  - Flexible Exchange Rate 605
  - Fixed Exchange Rate 605
  - Crawling Peg 606
- Financing International Trade 608
  - Balance of Payments Accounts 608
  - Borrowers and Lenders 610
  - The Global Loanable Funds Market 610
  - Debtors and Creditors 611
  - Is Canadian Borrowing for Consumption? 611
  - Current Account Balance 612
  - Net Exports 612
  - Where Is the Exchange Rate? 613
- ECONOMICS IN ACTION 595, 601, 603, 606, 609, 613
- ECONOMICS IN THE NEWS 614

**PART EIGHT WRAP-UP** ♦

- Understanding Macroeconomic Trends
- Expanding the Frontier 621
- Talking with
- Xavier Sala-i-Martin 622

## PART NINE MACROECONOMIC FLUCTUATIONS 623

### CHAPTER 26 AGGREGATE SUPPLY AND AGGREGATE DEMAND 623

- Aggregate Supply 624
  - Quantity Supplied and Supply 624
  - Long-Run Aggregate Supply 624
  - Short-Run Aggregate Supply 625
  - Changes in Aggregate Supply 626
- Aggregate Demand 628
  - The Aggregate Demand Curve 628
  - Changes in Aggregate Demand 629
- Explaining Macroeconomic Trends and  
Fluctuations 632
  - Short-Run Macroeconomic Equilibrium 632
  - Long-Run Macroeconomic Equilibrium 632
  - Economic Growth and Inflation in the *AS-AD*  
Model 633
  - The Business Cycle in the *AS-AD* Model 634
  - Fluctuations in Aggregate Demand 636
  - Fluctuations in Aggregate Supply 637
- Macroeconomic Schools of Thought 638
  - The Classical View 638
  - The Keynesian View 638
  - The Monetarist View 639
  - The Way Ahead 639

■ ECONOMICS IN ACTION 630, 633, 634

■ ECONOMICS IN THE NEWS 640

### CHAPTER 27 EXPENDITURE MULTIPLIERS 647

- Fixed Prices and Expenditure Plans 648
  - Expenditure Plans 648
  - Consumption and Saving Plans 648
  - Marginal Propensities to Consume and Save 650
  - Slopes and Marginal Propensities 650
  - Consumption as a Function of Real GDP 651
  - Import Function 651
- Real GDP with a Fixed Price Level 652
  - Aggregate Planned Expenditure 652
  - Actual Expenditure, Planned Expenditure, and  
Real GDP 653
  - Equilibrium Expenditure 654
  - Convergence to Equilibrium 655
- The Multiplier 656
  - The Basic Idea of the Multiplier 656
  - The Multiplier Effect 656
  - Why Is the Multiplier Greater Than 1? 657
  - The Size of the Multiplier 657
  - The Multiplier and the Slope of the *AE*  
Curve 658
  - Imports and Income Taxes 659
  - The Multiplier Process 659
  - Business Cycle Turning Points 660
- The Multiplier and the Price Level 661
  - Adjusting Quantities and Prices 661
  - Aggregate Expenditure and Aggregate  
Demand 661
  - Deriving the Aggregate Demand Curve 661
  - Changes in Aggregate Expenditure and Aggregate  
Demand 662
  - Equilibrium Real GDP and the Price Level 663

■ ECONOMICS IN ACTION 651, 660

■ ECONOMICS IN THE NEWS 666

#### MATHEMATICAL NOTE

The Algebra of the Keynesian Model 668

## CHAPTER 28 ♦ THE BUSINESS CYCLE, INFLATION, AND DEFLATION 677

- The Business Cycle 678
  - Mainstream Business Cycle Theory 678
  - Real Business Cycle Theory 679
- Inflation Cycles 683
  - Demand-Pull Inflation 683
  - Cost-Push Inflation 685
  - Expected Inflation 687
  - Forecasting Inflation 688
  - Inflation and the Business Cycle 688
- Deflation 689
  - What Causes Deflation? 689
  - What Are the Consequences of Deflation? 691
  - How Can Deflation Be Ended? 691
- The Phillips Curve 692
  - The Short-Run Phillips Curve 692
  - The Long-Run Phillips Curve 692
- ECONOMICS IN ACTION 680, 690, 693
- ECONOMICS IN THE NEWS 694

### PART NINE WRAP-UP ♦

- Understanding Macroeconomic Fluctuations  
Boom and Bust 701
- Talking with  
Peter Howitt 702

## PART TEN MACROECONOMIC POLICY 703

- CHAPTER 29 ♦ FISCAL POLICY 703
- The Federal Budget 704
  - Budget Making 704
  - The Federal Budget in 2013 704
  - The Budget in Historical Perspective 705
- Supply-Side Effects of Fiscal Policy 710
  - Full Employment and Potential GDP 710
  - The Effects of the Income Tax 710
  - Taxes on Expenditure and the Tax Wedge 711
  - Taxes and the Incentive to Save and Invest 712
  - Tax Revenues and the Laffer Curve 713
  - The Supply-Side Debate 713
- Fiscal Stimulus 714
  - Automatic Fiscal Policy and Cyclical and Structural Budget Balances 714
  - Discretionary Fiscal Stimulus 715
- ECONOMICS IN ACTION 708, 709, 711, 716, 717, 718
- ECONOMICS IN THE NEWS 720



**CHAPTER 30** ♦ **MONETARY POLICY** 727

- Monetary Policy Objectives and Framework 728
  - Monetary Policy Objective 728
  - Responsibility for Monetary Policy 729
- The Conduct of Monetary Policy 730
  - The Monetary Policy Instrument 730
  - The Bank's Interest Rate Decision 731
  - Hitting the Overnight Loans Rate Target 731
- Monetary Policy Transmission 733
  - Quick Overview 733
  - Interest Rate Changes 733
  - Exchange Rate Fluctuations 734
  - Money and Bank Loans 735
  - The Long-Term Real Interest Rate 735
  - Expenditure Plans 735
  - Change in Aggregate Demand, Real GDP, and the Price Level 736
  - The Bank of Canada Fights Recession 736
  - The Bank of Canada Fights Inflation 738
  - Loose Links and Long and Variable Lags 739
- Extraordinary Monetary Stimulus 741
  - The Key Elements of the Crisis 741
  - The Policy Actions 742
  - Painfully Slow Recovery 742
  - Policy Strategies and Clarity 742
- **ECONOMICS IN ACTION** 740, 743
- **ECONOMICS IN THE NEWS** 744

**CHAPTER 31** ♦ **INTERNATIONAL TRADE POLICY** 751

- How Global Markets Work 752
  - International Trade Today 752
  - What Drives International Trade? 752
  - Why Canada Imports T-Shirts 753
  - Why Canada Exports Regional Jets 754
- Winners, Losers, and the Net Gain from Trade 755
  - Gains and Losses from Imports 755
  - Gains and Losses from Exports 755
  - Gains for All 755
- International Trade Restrictions 756
  - Tariffs 756
  - Import Quotas 758
  - Other Import Barriers 761
  - Export Subsidies 761
- The Case Against Protection 762
  - Helps an Infant Industry Grow 762
  - Counteracts Dumping 762
  - Saves Domestic Jobs 762
  - Allows Us to Compete with Cheap Foreign Labour 762
  - Penalizes Lax Environmental Standards 763
  - Prevents Rich Countries from Exploiting Developing Countries 763
  - Reduces Offshore Outsourcing that Sends Good Canadian Jobs to Other Countries 763
  - Winners and Losers 763
  - Avoiding Trade Wars 764
  - Why Is International Trade Restricted? 764
  - Compensating Losers 765
- **ECONOMICS IN ACTION** 752, 757, 758
- **AT ISSUE** 764
- **ECONOMICS IN THE NEWS** 760, 766

**PART TEN WRAP-UP** ♦

Understanding Macroeconomic Policy  
Tradeoffs and Free Lunches 773

Talking with  
Pierre Siklos 774

- Glossary G-1
- Index I-1
- Credits C-1

# MACROECONOMICS

CANADA IN THE GLOBAL ENVIRONMENT **NINTH EDITION**

*This page intentionally left blank*



# 1

## WHAT IS ECONOMICS?

After studying this chapter, you will be able to:


- ◆ Define economics and distinguish between microeconomics and macroeconomics
- ◆ Explain the two big questions of economics
- ◆ Explain the key ideas that define the economic way of thinking
- ◆ Explain how economists go about their work as social scientists and policy advisers

**Is economics about money: How people make it and spend it?** Is it about business, government, and jobs? Is it about why some people and some nations are rich and others poor? Economics is about all these things. But its core is the study of *choices* and their *consequences*.

Your life will be shaped by the choices that you make and the challenges that you face. To face those challenges and seize the opportunities they present, you must understand the powerful forces at play. The economics that you're about to learn will become your most reliable guide. This chapter gets you started by describing the questions that economists try to answer and looking at how economists think as they search for the answers.

## Definition of Economics

A fundamental fact dominates our lives: We want more than we can get. Our inability to get everything we want is called **scarcity**. Scarcity is universal. It confronts all living things. Even parrots face scarcity!



Not only do I want a cracker—we all want a cracker!

© The New Yorker Collection 1985  
Frank Modell from cartoonbank.com. All Rights Reserved.

Think about the things that *you* want and the scarcity that *you* face. You want to go to a good school, college, or university. You want to live in a well-equipped, spacious, and comfortable home. You want the latest smartphone and the fastest Internet connection for your laptop or iPad. You want some sports and recreational gear—perhaps some new running shoes, or a new bike. You want much more time than is available to go to class, do your homework, play sports and games, read novels, go to the movies, listen to music, travel, and hang out with your friends. And you want to live a long and healthy life.

What you can afford to buy is limited by your income and by the prices you must pay. And your time is limited by the fact that your day has 24 hours.

You want some other things that only governments provide. You want to live in a safe neighbourhood in a peaceful and secure world, and enjoy the benefits of clean air, lakes, rivers, and oceans.

What governments can afford is limited by the taxes they collect. Taxes lower people's incomes and compete with the other things they want to buy.

What *everyone* can get—what *society* can get—is limited by the productive resources available. These resources are the gifts of nature, human labour and ingenuity, and all the previously produced tools and equipment.

Because we can't get everything we want, we must make *choices*. You can't afford *both* a laptop *and* an iPhone, so you must *choose* which one to buy. You can't spend tonight *both* studying for your next test *and* going to the movies, so again, you must *choose* which one to do. Governments can't spend a tax dollar on *both* national defence *and* environmental protection, so they must *choose* how to spend that dollar.

*Your* choices must somehow be made consistent with the choices of *others*. If you choose to buy a laptop, someone else must choose to sell it. Incentives reconcile choices. An **incentive** is a reward that encourages an action or a penalty that discourages one. Prices act as incentives. If the price of a laptop is too high, more will be offered for sale than people want to buy. And if the price is too low, fewer will be offered for sale than people want to buy. But there is a price at which choices to buy and sell are consistent.

**Economics** is the social science that studies the *choices* that individuals, businesses, governments, and entire societies make as they cope with *scarcity* and the *incentives* that influence and reconcile those choices.

The subject has two parts:

- Microeconomics
- Macroeconomics

**Microeconomics** is the study of the choices that individuals and businesses make, the way these choices interact in markets, and the influence of governments. Some examples of microeconomic questions are: Why are people downloading more movies? How would a tax on e-commerce affect eBay?

**Macroeconomics** is the study of the performance of the national economy and the global economy. Some examples of macroeconomic questions are: Why does the Canadian unemployment rate fluctuate? Can the Bank of Canada make the unemployment rate fall by keeping interest rates low?

## REVIEW QUIZ

- 1 List some examples of the scarcity that you face.
- 2 Find examples of scarcity in today's headlines.
- 3 Find an example of the distinction between microeconomics and macroeconomics in today's headlines.

Work these questions in Study Plan 1.1 and get instant feedback. Do a Key Terms Quiz.

MyEconLab

## Two Big Economic Questions

Two big questions summarize the scope of economics:

- How do choices end up determining *what, how,* and *for whom* goods and services are produced?
- Do choices made in the pursuit of *self-interest* also promote the *social interest*?

### What, How, and For Whom?

**Goods and services** are the objects that people value and produce to satisfy wants. *Goods* are physical objects such as cellphones and automobiles. *Services* are tasks performed for people such as cellphone service and auto-repair service.

**What?** *What* we produce varies across countries and changes over time. In Canada today, agriculture accounts for 2 percent of total production, manufactured goods for 20 percent, and services (retail and wholesale trade, healthcare, and education are the biggest ones) for 78 percent. In contrast, in China today, agriculture accounts for 10 percent of total production, manufactured goods for 45 percent, and services for 45 percent.

Figure 1.1 shows these numbers and also the percentages for Brazil, which fall between those for Canada and China.

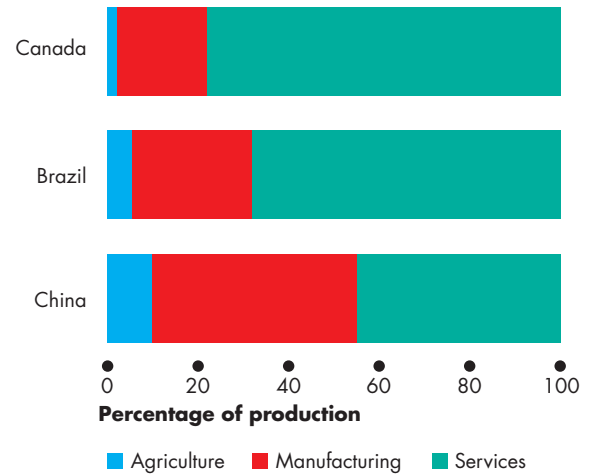
What determines these patterns of production? How do choices end up determining the quantities of cellphones, automobiles, cellphone service, auto-repair service, and the millions of other items that are produced in Canada and around the world?

**How?** *How* we produce is described by the technologies and resources that we use. The resources used to produce goods and services are called **factors of production**, which are grouped into four categories:

- Land
- Labour
- Capital
- Entrepreneurship

**Land** The “gifts of nature” that we use to produce goods and services are called **land**. In economics, *land* is what in everyday language we call *natural resources*. It includes land in the everyday sense

**FIGURE 1.1** What Three Countries Produce



Agriculture and manufacturing are small percentages of production in rich countries such as Canada and large percentages of production in poorer countries such as China. Most of what is produced in Canada is services.

Source of data: CIA Factbook 2014, Central Intelligence Agency.

MyEconLab Animation

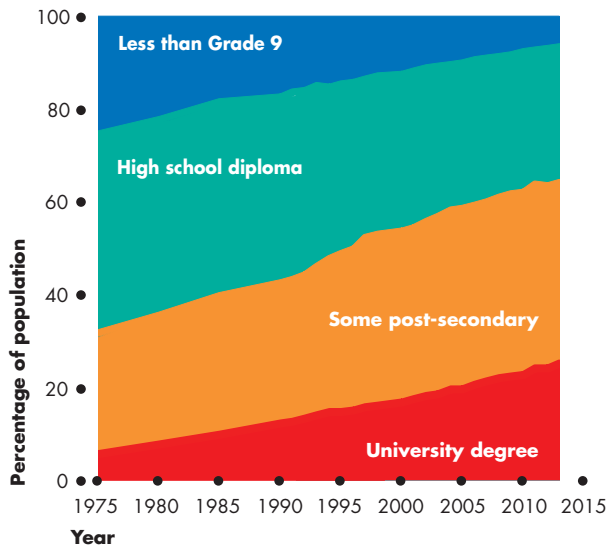
together with minerals, oil, gas, coal, water, air, forests, and fish.

Our land surface and water resources are renewable, and some of our mineral resources can be recycled. But the resources that we use to create energy are nonrenewable—they can be used only once.

**Labour** The work time and work effort that people devote to producing goods and services is called **labour**. Labour includes the physical and mental efforts of all the people who work on farms and construction sites and in factories, shops, and offices.

The *quality* of labour depends on **human capital**, which is the knowledge and skill that people obtain from education, on-the-job training, and work experience. You are building your own human capital right now as you work on your economics course, and your human capital will continue to grow as you gain work experience.

Human capital expands over time. Today, 93 percent of the adult population of Canada have completed high school and 23 percent have a college or university degree. Figure 1.2 shows these measures of human capital in Canada and its growth over the past 38 years.

**FIGURE 1.2** A Measure of Human Capital

In 2013, 25.3 percent of the adult population had a university degree. A further 39 percent had some post-secondary education, and 93.6 percent had completed high school.

Source of data: Statistics Canada.

### MyEconLab Animation

**Capital** The tools, instruments, machines, buildings, and other constructions that businesses use to produce goods and services are called **capital**.

In everyday language, we talk about money, stocks, and bonds as being “capital.” These items are *financial capital*. Financial capital plays an important role in enabling businesses to borrow the funds that they use to buy physical capital. But financial capital is not used to produce goods and services and it is not a factor of production.

**Entrepreneurship** The human resource that organizes labour, land, and capital is called **entrepreneurship**. Entrepreneurs are the drivers of economic progress. They develop new ideas about what and how to produce, make business decisions, and bear the risks that arise from these decisions.

What determines how the factors of production are used to produce each good and service?

**For Whom?** *Who* consumes the goods and services that are produced depends on the incomes that people earn. People with large incomes can buy

a wide range of goods and services. People with small incomes have fewer options and can afford a smaller range of goods and services.

People earn their incomes by selling the services of the factors of production they own:

- Land earns **rent**.
- Labour earns **wages**.
- Capital earns **interest**.
- Entrepreneurship earns **profit**.

Which factor of production earns the most income? The answer is labour. Wages and fringe benefits are around 70 percent of total income and the incomes from land, capital, and entrepreneurship share the rest. These shares have been remarkably constant over time.

Knowing how income is shared among the factors of production doesn’t tell us how it is shared among individuals. And the distribution of income among individuals is extremely unequal. You know of some people who earn very large incomes: Dwayne “The Rock” Johnson (Hercules) earned \$46 million in 2013; and Canadian Shea Weber of the Nashville Predators earns \$14 million a year.

You know of even more people who earn very small incomes. Servers at Tim Hortons average \$9 an hour; checkout clerks, cleaners, and textile and leather workers all earn less than \$10 an hour.

You probably know about other persistent differences in incomes. Men, on average, earn more than women; whites earn more than minorities; university graduates earn more than high school graduates.

We can get a good sense of who consumes the goods and services produced by looking at the percentages of total income earned by different groups of people. The 20 percent of people with the lowest incomes earn about 5 percent of total income, while the richest 20 percent earn close to 50 percent of total income. So on average, people in the richest 20 percent earn more than 10 times the incomes of those in the poorest 20 percent. There is even huge inequality within the richest 20 percent, and the top 1 percent earns almost 15 percent of total income.

Why is the distribution of income so unequal?

Economics provides some answers to all these questions about *what*, *how*, and *for whom* goods and services are produced and much of the rest of this book will help you to understand those answers.

We’re now going to look at the second big question of economics: Do choices made in the pursuit of self-interest also promote the social interest?

## Do Choices Made in the Pursuit of Self-Interest also Promote the Social Interest?

Every day, you and 35.4 million other Canadians, along with 7.2 billion people in the rest of the world, make economic choices that result in *what*, *how*, and *for whom* goods and services are produced. These choices are made by people who are pursuing their self-interest.

**Self-Interest** You make a choice in your **self-interest** if you think that choice is the best one available for you. All the choices that people make about how to use their time and other resources are made in the pursuit of self-interest. When you allocate your time or your budget, you do what makes the most sense to you. You might think about how your choices affect other people and take into account how you feel about that, but it is how *you* feel that influences your choice. You order a home-delivery pizza because you're hungry, not because the delivery person needs a job. And when the pizza delivery person shows up at your door, he's not doing you a favour. He's pursuing *his* self-interest and hoping for a tip and another call next week.

The big question is: Is it possible that all the choices that each one of us makes in the pursuit of self-interest could end up achieving an outcome that is best for everyone?

**Social Interest** An outcome is in the **social interest** if it is best for society as a whole. It is easy to see how you decide what is in *your* self-interest. But how do we decide if something is in the social interest? To help you answer this question, imagine a scene like that in *Economics in the News* on the next page.

Ted, an entrepreneur, creates a new business. He hires a thousand workers and pays them \$20 an hour, \$1 an hour more than they earned in their old jobs. Ted's business is extremely profitable and his own earnings increase by \$1 million per week.

You can see that Ted's decision to create the business is in his self-interest—he gains \$1 million a week. You can also see that for Ted's employees, their decisions to work for Ted are in their self-interest—they gain \$1 an hour (say \$40 a week). And the decisions of Ted's customers must be in their self-interest, otherwise they wouldn't buy from him. But is this outcome in the social interest?

The economist's answer is "Yes." It is in the social interest because it makes everyone better off. There are no losers.

**Efficiency and the Social Interest** Economists use the everyday word "efficient" to describe a situation that can't be improved upon. Resource use is **efficient** if it is *not* possible to make someone better off without making someone else worse off. If it *is* possible to make someone better off without making anyone worse off, society can be made better off and the situation is not efficient.

In the Ted story everyone is better off, so it improves efficiency and the outcome is in the social interest. But notice that it would also have been efficient if the workers and customers had gained nothing and Ted had gained even more than \$1 million a week. But would that efficient outcome be in the social interest?

Many people have trouble seeing the outcome in which Ted is the only winner as being in the social interest. They say that the social interest requires Ted to share some of his gain either with his workers in higher wages or with his customers in lower prices, or with both groups.

**Fair Shares and the Social Interest** The idea that the social interest requires "fair shares" is a deeply held one. Think about what you regard as a fair share. To help you, imagine the following game.

I put \$100 on the table and tell someone you don't know and who doesn't know you to *propose* a share of the money between the two of you. If you *accept* the proposed share, you each get the agreed upon shares. If you don't accept the proposed share, you both get nothing.

It would be efficient—you would both be better off—if the proposer offered to take \$99 and leave you with \$1 and you accepted that offer.

But would you accept the \$1? If you are like most people, the idea that the other person gets 99 times as much as you is just too much to stomach. "No way," you say and the \$100 disappears. That outcome is inefficient. You have both given up something.

When the game I've just described is played in a classroom experiment, about half of the players reject offers of below \$30.

So fair shares matter. But what is *fair*? There isn't a crisp definition of fairness to match that of efficiency. Reasonable people have a variety of views about it. Almost everyone agrees that too much inequality is unfair. But how much is too much? And inequality of what: income, wealth, or the *opportunity* to work, earn an income, and accumulate wealth?

You will examine efficiency again in Chapter 2 and efficiency and fairness in Chapter 5.



Questions about the social interest are hard ones to answer and they generate discussion, debate, and disagreement. Four issues in today's world put some flesh on these questions. The issues are:

- Globalization
- Information-age monopolies
- Climate change
- Economic instability

**Globalization** The term *globalization* means the expansion of international trade, borrowing and lending, and investment.

When Nike produces sports shoes, people in Malaysia get work; and when China Airlines buys new regional jets, Canadians who work at Bombardier build them. While globalization brings expanded production and job opportunities for some workers, it destroys many Canadian jobs. Workers across the manufacturing industries must learn new skills or take service jobs, which are often lower-paid, or retire earlier than previously planned.

Globalization is in the self-interest of those consumers who buy low-cost goods and services produced

in other countries; and it is in the self-interest of the multinational firms that produce in low-cost regions and sell in high-price regions. But is globalization in the self-interest of the low-wage worker in Malaysia who sews your new running shoes and the displaced shoemaker in Toronto? Is it in the social interest?



## ECONOMICS IN THE NEWS

### The Invisible Hand

#### From Brewer to Bio-Tech Entrepreneur

Kiran Mazumdar-Shaw trained to become a master brewer and learned about enzymes, the stuff from which bio-pharmaceuticals are made. Discovering it was impossible for a woman in India to become a master brewer, the 25-year-old Kiran decided to create a bio-pharmaceutical business.

Kiran's firm, Biocom, employed uneducated workers who loved their jobs and the living conditions made possible by their high wages. But when a labour union entered the scene and unionized the workers, a furious Kiran fired the workers, automated their jobs, and hired a smaller number of educated workers. Biocom continued to grow and today, Kiran's wealth exceeds \$1 billion.

Kiran has become wealthy by developing and producing bio-pharmaceuticals that improve people's lives. But Kiran is sharing her wealth in creative ways. She has opened a cancer treatment centre to help thousands of patients who are too poor to pay and created a health insurance scheme.

Source: Ariel Levy, "Drug Test,"  
*The New Yorker*, January 2, 2012.

#### THE QUESTIONS

- Whose decisions in the story were taken in self-interest?
- Whose decisions turned out to be in the social interest?
- Did any of the decisions harm the social interest?

#### THE ANSWERS

- All the decisions—Kiran's, the workers', the union's, and the firm's customers'—are taken in the pursuit of self-interest.
- Kiran's decisions serve the social interest: She creates jobs that benefit her workers and products that benefit her customers. And her charitable work brings yet further social benefits.
- The labour union's decision might have harmed the social interest because it destroyed the jobs of uneducated workers.



KIRAN MAZUMDAR-SHAW,  
FOUNDER AND CEO OF  
BIOCOM

**Information-Age Monopolies** The technological change of the past forty years has been called the *Information Revolution*. Bill Gates, a co-founder of Microsoft, held a privileged position in this revolution. For many years, Windows was the only available operating system for the PC. The PC and Mac competed, but the PC had a huge market share.

An absence of competition gave Microsoft the power to sell Windows at prices far above the cost of production. With lower prices, many more people would have been able to afford and buy a computer.

The information revolution has clearly served your self-interest: It has provided your cellphone, laptop, loads of handy applications, and the Internet. It has also served the self-interest of Bill Gates who has seen his wealth soar.

But did the information revolution best serve the social interest? Did Microsoft produce the best possible Windows operating system and sell it at a price that was in the social interest? Or was the quality too low and the price too high?



**Climate Change** Burning fossil fuels to generate electricity and to power airplanes, automobiles, and trucks pours a staggering 28 billion tonnes—4 tonnes per person—of carbon dioxide into the atmosphere each year. These carbon emissions, two-thirds of which come from the United States, China, the European Union, Russia, and India, bring global warming and climate change.

Every day, when you make self-interested choices to use electricity and gasoline, you leave your carbon footprint. You can lessen this footprint by walking, riding a bike, taking a cold shower, or planting a tree.

But can each one of us be relied upon to make decisions that affect the Earth's carbon-dioxide concentration in the social interest? Must governments change the incentives we face so that our self-interested choices are also in the social interest? How can governments change incentives? How can we

encourage the use of wind and solar power to replace the burning of fossil fuels that brings climate change?



**Economic Instability** In 2008, U.S. banks were in trouble. They had made loans that borrowers couldn't repay and they were holding securities the values of which had crashed.

Banks' choices to take deposits and make loans are made in self-interest, but does this lending and borrowing serve the social interest? Do banks lend too much in the pursuit of profit?

When U.S. banks got into trouble in 2008, the U.S. Federal Reserve (the Fed) bailed them out with big loans backed by taxpayer dollars. Did the Fed's bailout of troubled banks serve the social interest? Or might the Fed's rescue action encourage banks to repeat their dangerous lending in the future?

We've looked at four topics and asked many questions that illustrate the potential conflict between the pursuit of self-interest and the social interest. We've asked questions but not answered them because we've not yet explained the economic principles needed to do so. We answer these questions in future chapters.

## REVIEW QUIZ

- 1 Describe the broad facts about *what*, *how*, and *for whom* goods and services are produced.
- 2 Use headlines from the recent news to illustrate the potential for conflict between self-interest and the social interest.

Work these questions in Study Plan 1.2 and get instant feedback. Do a Key Terms Quiz.

[MyEconLab](#)

## AT ISSUE

### The Protest Against Market Capitalism

**Market capitalism** is an economic system in which individuals own land and capital and are free to buy and sell land, capital, and goods and services in markets. Markets for goods and services, along with markets for land and capital, coordinate billions of self-interested choices, which determine what, how, and for whom goods and services are produced. A few people earn enormous incomes, many times the average income. There is no supreme planner guiding the use of scarce resources and the outcome is unintended and unforeseeable.

**Centrally planned socialism** is an economic system in which the government owns all the land and capital, directs workers to jobs, and decides what, how, and for whom to produce. The Soviet Union, several Eastern European countries, and China have used this system in the past but have now abandoned it. Only Cuba and North Korea use this system today. A few bureaucrats in positions of great power receive huge incomes, many times that of an average person.

Our economy today is a **mixed economy**, which is market capitalism with government regulation.

#### The Protest

The protest against market capitalism takes many forms. Historically, **Karl Marx** and other communist and socialist thinkers wanted to replace it with *socialism* and *central planning*. Today, thousands of people who feel let down by the economic system want less market capitalism and more government regulation. The **Occupy Wall Street** movement, with its focus on the large incomes of the top 1 percent, is a visible example of today's protest. Protesters say:

- Big corporations (especially big banks) have too much power and influence on governments.
- Democratically elected governments can do a better job of allocating resources and distributing income than uncoordinated markets.
- More regulation in the social interest is needed—to serve “human need, not corporate greed.”
- In a market, for every winner, there is a loser.
- Big corporations are the winners. Workers and unemployed people are the losers.



An Occupy Wall Street protester

#### The Economist's Response


Economists agree that market capitalism isn't perfect. But they argue that it is the best system available and while some government intervention and regulation can help, government attempts to serve the social interest often end up harming it.

**Adam Smith** (see p. 53), who gave the first systematic account of how market capitalism works, says:

- The self-interest of big corporations is *maximum profit*.
- But an *invisible hand* leads production decisions made in pursuit of self-interest to *unintentionally* promote the social interest.
- Politicians are ill-equipped to regulate corporations or to intervene in markets, and those who think they can improve on the market outcome are most likely wrong.
- In a market, buyers get what they want for less than they would be willing to pay and sellers earn a profit. Both buyers and sellers gain. A market transaction is a “win-win” event.

“It is not from the benevolence of the butcher, the brewer, or the baker that we expect our dinner, but from their regard to their own interest.”

*The Wealth of Nations*,  
1776



Adam Smith

## The Economic Way of Thinking

The questions that economics tries to answer tell us about the *scope of economics*, but they don't tell us how economists *think* and go about seeking answers to these questions. You're now going to see how economists go about their work.

We're going to look at six key ideas that define the *economic way of thinking*. These ideas are:

- A choice is a *tradeoff*.
- People make *rational choices* by comparing *benefits* and *costs*.
- *Benefit* is what you gain from something.
- *Cost* is what you *must give up* to get something.
- Most choices are “*how-much*” choices made at the *margin*.
- Choices respond to *incentives*.

### A Choice Is a Tradeoff

Because we face scarcity, we must make choices. And when we make a choice, we select from the available alternatives. For example, you can spend Saturday night studying for your next test or having fun with your friends, but you can't do both of these activities at the same time. You must choose how much time to devote to each. Whatever choice you make, you could have chosen something else.

You can think about your choices as tradeoffs. A **tradeoff** is an exchange—giving up one thing to get something else. When you choose how to spend your Saturday night, you face a tradeoff between studying and hanging out with your friends.

### Making a Rational Choice

Economists view the choices that people make as rational. A **rational choice** is one that compares costs and benefits and achieves the greatest benefit over cost for the person making the choice.

Only the wants of the person making a choice are relevant to determine its rationality. For example, you might like your coffee black and strong but your friend prefers his milky and sweet. So it is rational for you to choose espresso and for your friend to choose cappuccino.

The idea of rational choice provides an answer to the first question: *What* goods and services will be produced and in what quantities? The answer is those that people rationally choose to buy!

But how do people choose rationally? Why do more people choose an iPhone rather than a BlackBerry? Why don't CN and CPR build high-speed tracks so that VIA Rail can run Bombardier super-fast trains like those used in Europe? The answers turn on comparing benefits and costs.

### Benefit: What You Gain

The **benefit** of something is the gain or pleasure that it brings and is determined by **preferences**—by what a person likes and dislikes and the intensity of those feelings. If you get a huge kick out of “Leagues of Legends,” that video game brings you a large benefit. And if you have little interest in listening to Yo-Yo Ma playing a Vivaldi cello concerto, that activity brings you a small benefit.

Some benefits are large and easy to identify, such as the benefit that you get from being in school. A big piece of that benefit is the goods and services that you will be able to enjoy with the boost to your earning power when you graduate. Some benefits are small, such as the benefit you get from a slice of pizza.

Economists measure benefit as the most that a person is *willing to give up* to get something. You are willing to give up a lot to be in school. But you would give up only an iTunes download for a slice of pizza.

### Cost: What You Must Give Up

The **opportunity cost** of something is the highest-valued alternative that must be given up to get it.

To make the idea of opportunity cost concrete, think about *your* opportunity cost of being in school. It has two components: the things you can't afford to buy and the things you can't do with your time.

Start with the things you can't afford to buy. You've spent all your income on tuition, residence fees, books, and a laptop. If you weren't in school, you would have spent this money on tickets to ball games and movies and all the other things that you enjoy. But that's only the start of your opportunity cost.

You've also given up the opportunity to get a job and earn an income. Suppose that the best job you could get if you weren't in school is working at CIBC as a teller earning \$25,000 a year. Another part of your opportunity cost of being in school is all the things that you could buy with the extra \$25,000 you would have.